

# TECH SPEC

**HER MAJESTY'S  
THEATRE  BALLARAT**

UPDATED 21 MAY 2026

CREATIVE VICTORIA 

# CONTENTS

<b>SAFETY REQUIREMENTS</b>	3	<b>LIGHTING FACILITIES</b>	8
<b>ACCESS</b>	4	Lighting Control	8
Cast & Crew Access	4	Network & Power Distribution	9
Parking	4	Standard Rig	9
Loading to Stage	4	Additional Lighting Equipment & Accessories	10
<b>AUDITORIUM SEATING</b>	4	<b>AUDIO FACILITIES</b>	11
Capacity	4	Control System	11
Production and Technical Operation	4	FOH & Foldback Speaker System	11
<b>STAGING FACILITIES</b>	5	Playback & FX Rack	11
Orchestra Pit	5	Microphones	12
<b>STAGE DETAILS</b>	6	Microphone Stands	12
Dimensions	6	Hearing Loop	12
Stage Extension	6	<b>VISION FACILITIES</b>	13
<b>FLYING SYSTEM</b>	7	Equipment Schedule	13
Fly Tower	7	Recording & Broadcasting	13
Double Purchase	7	Pianos	13
Counterweight Fly System	7	<b>STAGE MANAGEMENT FACILITIES</b>	14
Lighting Truss	7	Stage Management Console	14
Standard Draping	8	Talkback	14
<b>POWER LOCATIONS</b>	8	<b>BACKSTAGE ACCOMMODATION</b>	15
3 Phase Outlets	8	Map	16
		<b>STAGE SIGHT LINES</b>	
		Stalls	17
		Dress Circle	18
		Balcony	19

## TECHNICAL OPERATIONS MANAGER

Heidi Brosnan — 0497 953 453  
heidibrosnan@ballarat.vic.gov.au

# SAFETY REQUIREMENTS

---

All Presenters shall provide risk assessments for their performance to the Coordinator of Production and Technical Services. Templates or assistance can be provided upon request.

All members of visiting company are to be inducted upon arrival and follow any OH&S policies and guidelines provided by the venue.

Her Majesty's Theatre staff reserve the right to deny use of any sets, props, stage effects or equipment deemed unsafe under these guidelines.

All sets, props or masking must be rendered non-flammable and not contain any glass.

All electrical equipment entering the venue is required to meet Australian Standards and must have an in-date test and tag label.

Her Majesty's Theatre has a fire curtain on the upstage side of the Proscenium Arch and an automated fire curtain between the stage area and audio bay.

**We request that no set or equipment is to be placed directly under these curtains.**

Her Majesty's Theatre has a lockable room located at the rear of the stage, any special props or imitation weapons requiring extra security measures can be stored in here.

Appropriate weapons paperwork and licences must be declared and a sign in /out sheet provided. Where applicable, a gun safe will need to be supplied by the presenter.

Use of special effects such as pyro techniques, confetti canons etc or use of imitation weapons during performance will require written approval by the Coordinator of Production and Technical Services 14 days prior to performance.

Application forms available upon request.

**Glitter is prohibited in the venue.**

Smoking or use of e-cigarettes is prohibited inside the venue including for performance purposes. Use of Herbal Cigarettes for performance purposes require written approval by the Coordinator of Production and Technical Services.

Naked flame anywhere in the venue is prohibited.

Her Majesty's Theatre requires any rigging or working at heights work to be performed by trained and licensed persons only. Proof of competency will be required before any work commences. This includes any operators or spotters using the EWP or fly system.

# ACCESS

---

## CAST & CREW ACCESS

All cast, crew, contractors, visitors and venue staff are required to enter and exit via the Stage Door entrance during their time in the venue.

The Stage Door is located on ground level at the back of the theatre on Lewis Street.

---

## PARKING

Her Majesty's Theatre Ballarat has no parking facilities available.

All street parking in the surrounding area is metered, with the nearest pay station located on the corner of Lewis Street and Albert Street.

Payment is also available on 'Cellopark AU' app.

Located next to Stage Door on Lewis Street is a loading bay for any trucks or vehicles transporting equipment or scenery.

Victorian rules around loading zones apply.

---

## SECURITY

Stage Door will be monitored by a Her Majesty's Theatre Ballarat staff member who will be stationed at the Stage Door office located inside the entrance for the extent of the venue hire.

All attending the venue are required to sign in and out through stage door office.

When the stage door is unattended, it will be locked.

Please use intercom for assistance.

---

## LOADING TO STAGE

The stage is located two stories up from the stage door.

A permanent, fully enclosed goods lift is available to facilitate loading all equipment and sets to stage level.

Internal dimensions of lift	1.65 m (W) x 2.6 m (D) x 3.8 m (H)
-----------------------------	------------------------------------

---

SWL	2000kg
-----	--------

---

Height between Stage and Street Level	6.3m
---------------------------------------	------

---

Location External	Back of Theatre on Lewis Street
-------------------	---------------------------------

---

Location Internal	Rear of Stage
-------------------	---------------

---

[Note: The goods lift is not designed to carry people](#)

# AUDITORIUM SEATING

## CAPACITY

AREA	CAPACITY
Stalls	438
Dress Circle	161
Balcony	197
<b>Total</b>	<b>796</b>

## PRODUCTION AND TECHNICAL OPERATIONS

AREA	CAPACITY	DIMENSIONS (W X L)	NOTES
Orchestra Pit	20 seats	9.5m x 2.4m	Including space for instruments Access via dressing room 2
Stalls Control Booth	3		SX/LX/AV patch/network
Bio Box	3		LX/network
Portable Production table for Dress Circle	1		One desk for LX console SX/LX/AV patch/network
Follow Spot Operation			Located back of the upper balcony

# STAGING FACILITIES

## ORCHESTRA PIT

Dimensions	9.3m Wide x 2.4m Deep Entrance through dressing room 2 located
Access to Pit	on LV2
Patch Panel	Analogue audio patching (20 sends), A/V patching (2 lines of SDI), and a set of GPOs for general power. Dedicated lighting system for dim for scones
Chairs	20
Music Stands	16
Scones	16

### Note:

- There is no lift access to LV2 or orchestra pit
- There is a light lock room between Dressing room 2 and the Orchestra Pit
- Light lock room has blue light option for show mode
- Stage extension is in as standard
- Use of Orchestra Pit upon request to allow for stage extension removal

# STAGE DETAILS

## DIMENSIONS

**THE STAGE IS RAKED** Gradient: Approx 1:35 Degree: Approx 30

Proscenium Arch 8.46m Wide x 6.15m High

Stage Edge to Setting Line 1m

Setting Line to Mid Stage Tabs 6.1m

Setting Line to Cyc(Line 32) Setting 11.4m

Line to Rear Lift 14.5m

Stage Width Wall to Wall 18.43m

Performance Space 8.46m Wide x 11.4m

Stage Point Load Limit Deep 7kpa (700kgs per m2)

Stage Floor 40mm Plywood

Stage Surface 6mm Masonite

Stage Finish Matte Black

## STAGE EXTENSION

Pit Extension Has No Rake

Pit Cover 9.3m Wide x 2.4m Deep

Pit Extension Point Load 4kpa (400kgs per m2)

Treads 2 x available with handrails for either side of stage extension for direct access into auditorium

**Note:**

- Stage extension is in as standard

# FLYING SYSTEM

## FLY TOWER

Grid to Stage	Approx. 13.1m DS/12.2m US
Stage to Fly Floor	Approx. 7.38m DS/6.95m US
Width Between Galleries (P - OP)	Approx. 13.1m
Double Purchase Counterweight System	26-line sets
Lighting Truss	6 x motorized JANDS Benchmark VS2 winches
Chain Motor	Line 0, Storage Line, Scene Cloth Location
Dead Hung Mid Stage Batten	4x Chain Blocks for mid stage border
Dead Hung Rear Batten	Rear of grid for black tabs on curtain track

## DOUBLE PURCHASE COUNTERWEIGHT SYSTEM

Batten Spacing	Varied (190mm – 270mm)
Batten Diameter	48mm OD Circular Steel Tube Battens
Batten Length	11.2m
Batten Travel	Approx. 12.3m DS/11.3m US
Batten Max Load	120kg
Batten Point Load Limit	120kg
Fly Cradle Load Limit	240kg
Counterweights	12kg or 6kg
Loading Position	Fly Gallery - OP
Operating Position	Fly Gallery - OP

## LIGHTING TRUSS

Type Truss	300mm Aluminum Tri Truss, 48mm OD
Finish Truss	Black
Length Truss	12m
Max Load Truss	500kg
Point Load	50kg

**Note:**

- Lighting truss height for standard rig is set at approximately 6.5m
- Entry to fly gallery is via staircase located rear of stage on PS
- We do not have panorama battens

## STANDARD DRAPING

DRAPES	QTY	HEIGHT	FULLNESS	COLOUR	MATERIAL	STYLE	
House Rag	1 pair	6m	7m	0%	Red with Gold trim	Wool	Pleated
Legs	6 pairs	2.5m	7m	0%	Black	IRF Wool	Pleated
Legs	2 pairs	1.25m	7m	0%	Black	IRF Wool	Pleated
Legs	1 pair	1.5m	7.2m	0%	Black	IRF Wool	Pleated
Borders	3 pairs	6m	3m	0%	Black	IRF Wool	Pleated
Tabs	3 pairs	6m	7m	0%	Black	IRF Wool	Pleated
Scrim	1	11.2m	7.2m		Black	Sharkstooth Gauze	
Cyclorama	1	11.2m	7.2m		White	Cloth	

## POWER LOCATIONS

### FLY TOWER

QUANTITY	LOCATION	AMPS / OUTLET
2	Stage USOP Wall	32A 3 Ø
2	Fly Gallery OP	32A 3 Ø
1	Fly Gallery PS	32A 3 Ø
1	Dome	32A 3 Ø

## LIGHTING FACILITIES

### LIGHTING CONTROL

EQUIPMENT	LOCATION	NOTES
ETC ION XE20	Stalls	12288 Outputs 20 faders
EOS Motorised Fader Wing 20	Stalls	
2 x Dell 23.8 inch FHD touch screens	Stalls	
MA3 Control Command Wing XT Lite Console	Stalls	
House light control box	Portable	Independent Control

Note:

- House light control is not DMX compatible. Portable control box available at all lighting control positions
- House light control is an independent dimming system that has three settings: full, half and out

## NETWORK AND POWER DISTRIBUTION

EQUIPMENT	QUANTITY	NOTES
Bytecraft APC Series 2.4Kw 12 Channel Dimmer	7	
Bytecraft APC Series 2.4Kw 6 Channel Dimmer	1	
LSC PowerPoint 12 Channel 10A Power Distro	3	
LSC PowerPoint 6 Channel 20A Power Distro	1	
LSC MDR 10-way DMX Splitter	2	
Jands DD8 DMX Splitter	2	
Jands mono pack	2	
Non dim circuit	6	1-6 controlled from SM console 1-3 controlled by portable house light control

## STANDARD RIG

MANUFACTURER	MODEL	QUANTITY	POSITION	STD MODE	NOTES
ETC	Source4 15°-30°	x20	Dome/FOH Truss		750w
Selecon	Pacific 12°-28°	x13	Overhead		1000w
High End Systems	Lonestar	x5	Overhead	48 ch	Moving Profile with framing
Chauvet	Ovation F-265WW	x14	Overhead	2 ch 8 bit	LED Fresnel
Chauvet	Ovation F-915FC	x14	Overhead	7 ch	LED Fresnel RGBAL
Chauvet	SlimPar Pro H	x36	Overhead	7 ch	RGBAWUV
Robert Juliet	Dalis 860	x7	Cyc floods	Mode 3 – 13ch	
Robert Juliet	Alex 1117	x2	Follow spot booth		22000w

**Note:**

- Variations to the standard lighting rig require a pre-rig ahead of bump in time and will incur additional cost

**ADDITIONAL  
LIGHTING  
EQUIPMENT  
AND  
ACCESSORIES**

<b>MANUFACTURER</b>	<b>MODEL</b>	<b>QUANTITY</b>	<b>NOTES</b>
	Blinders	2	1300w
	Mirror Ball + motor	1	
	Hazers	2	

<b>ACCESSORY</b>	<b>MODEL</b>	<b>QUANTITY</b>	<b>NOTES</b>
Boom base trolley	Dalis 860	6	Anti-raked
H stands	Alex 1117	10	
Iris	Selecon	1	For Pacific
	ETC	5	For Source4
Gobo Holder	Selecon	4	A size
	Selecon	5	B size
	Selecon	4	M size
	ETC	8	A size
Barrel	Selecon	12	Pacific 12°-28°
	Selecon	4	Pacific 20°-50°
	Selecon	2	Pacific 90°
Gobo	Variety		
Gels	Variety		Lee & Rosco

**Note:**

- All additional equipment or accessories are upon request only.
- Please consult with the Coordinator of Production and Technical Services subject to availability

# AUDIO FACILITIES

## CONTROL SYSTEM

EQUIPMENT	QUANTITY	LOCATION	NOTES
Allen & Heath dLive S7000 Control Surface	1	Stalls Operating Booth	
Allen & Heath DM64 Mix Rack	1	Amp Room	64 Inputs 32 Outputs
Allen & Heath DX168 Stage Box	3	Audio Store	16 Inputs, 8 Outputs
BSS BLU 100 Digital System Processors	2	Amp Room	System EQ, Matrixing and Time Alignment
Funktion One X-02 Hi/Low/Sub Crossovers	3	Amp Room	

## FOH & FOLDBACK SPEAKER SYSTEM

SYSTEM	EQUIPMENT	QUANTITY	LOCATION	NOTES
FOH Speakers	Funktion One Resolution 2's	6	Front of Stalls/Dress/Balcony	High/Low
	Funktion One F-218's	2	Front of Stalls	Subs
	Funktion One AX-88	1	Centre Above Pros	C Fill
	Funktion One F-55's	4	Front of Stalls	Front Fill
	Funktion One F-55's	12	Stalls/Dress/Balcony	Delay
	Funktion One F-55's	8	Stage Overhead	Stage fill
	EAW SM200iH	4		Passive Foldback Wedges
	MC2 T1000 Amplifiers	6		FOH system amps
	MC2 T2000 Amplifier	5		FOH system amps
	MC2 T2000 Amplifier	3		Foldback amps

Note:

- In accordance with City of Ballarat Noise Management Policy noise levels within the auditorium should not exceed an average of 88dB continuous exposure per 4 hours per day. For sound pressure levels more than 88 dB to a maximum peak level of 140dB, hearing protection must be made available to Her Majesty's Theatre's staff and patrons.

## PLAYBACK AND FX RACK

EQUIPMENT	QUANTITY	LOCATION	NOTES
Lexicon PCM92 Reverb Unit	1	Operating Position	
Tascam CD200-SB CD Players	2		
MacBook Pro	2	Operating Position	Qlab4

## MICROPHONES

MANUFACTURER	MODEL	QUANTITY
Sennheiser	e902	1
	e904	4
	e906	2
	e914	6
	G3 500 Belt Packs	8
	ME-2 Capsules (Beige)	12
	G3 500 Handhelds with 965 Capsules	8
	G3 100 Handheld	1
Shure	Beta 52	1
	Beta 87A	2
	Beta 91	4
	SM 57	6
	SM 58	4
AKG	C391 B	4
BSS	AR-133	6
Whirlwind	Stereo DI	1

### Note:

- Limitation for the wireless microphones; 8 receivers available. Can be setup to run all 8 handhelds OR 8 belt packs with lapers OR a combination of that doesn't exceed 8
- Her Majesty's Theatre operates with the Radio Frequency range of 518MHz-558MHz

## MICROPHONE STANDS

MANUFACTURER	TYPE	SHORT	MEDIUM	TALL
K&M	Straight Tri-stand	1	7	9
	Straight Round-base	4		8
		SHORT	SHORT TELESCOPIC	LONG
K&M	Boom Arm	2	8	9

## HEARING LOOP

Her Majesty's Theatre provides an assisted listening system for its patrons.

# VISION FACILITIES

## EQUIPMENT SCHEDULE

MANUFACTURER	MODEL	QUANTITY	NOTES
Panasonic	PT-RZ970BE	1	10,000 Lumen Laser Projector
	ET DLE250	1	Lens for Projector
	ET DLE350	1	Lens for Projector
Projector Screen		1	4.5m Fastfold Screen with Legs
Soniq	S65UX16A-AU	2	65" LED Screen on stands
Black Magic	ATEM TV Studio HD	1	Vision Switch
	Smart Video hub 12x12	1	A/V Distro
	Bi-Directional SDI-HDMI Convertor	8	HDMI to SDI Convertor
Decimator	MD-HX Convertor	2	Signal Scaler

## RECORDING / BROADCASTING

Her Majesty's Theatre currently is not equipped to provide any audio or visual equipment for recording or broadcasting of any performance.

Any performances that are recorded for Commercial purposes will incur additional cost.

A 'Commercial Recording' is any recording made for the purpose of streaming, sale, broadcast, exhibition, or distribution by any means.

An 'Archival recording' is a recording made for the sole purpose of documenting technical and performance aspects of a production and are not to be used for broadcast, exhibition, distribution, or sale of any form.

Please contact the Coordinator of Production and Technical Service to discuss any requirements and scope of all performances or events that require any recording or broadcasting.

## PIANOS

TYPE	MANUFACTURER	QUANTITY	LOCATION
Grand Piano	Bluthner	1	Stage
Grand Piano	Steinway	1	Stage

### Note:

- Use of pianos are upon request only and will incur an additional cost
- The presenter will be responsible for covering the cost of any tuning requirement

# STAGE MANAGEMENT FACILITIES

## STAGE MANAGEMENT CONSOLE

Operating Position	PS DS corner of Stage	Fixed location
Paging	BOH Dressing Rooms	Audio only
	BOH Green Room + Ante Green Room	Audio only
	FOH	Audio only
Video Relay		Standard
		Audio - Standard
		MD Feed - Upon Request
SM Foldback		Small Monitor on SM Console
Clock	Digital	
Lighting Control	House Lights 6 x non-dim switches	
Talkback	Clearcom MS-702 Master station	Headset output on base station A and B loops available
	Altair WBS-200HD	Wireless Base Station
Shout Mic	G3 100 Wireless Hand Held	Upon Request

## TALKBACK

MANUFACTURER	TYPE	QUANTITY
Clearcom	Belt pack	12
Altair	Belt pack	4
Beyer	Single Muff Headset	6
	Double Muff Headset	6

### Note:

- All talkback belt packs have 4 pin XLR connectors for headsets
- The venue encourages any touring companies to provide their own headsets for talkback when possible
- The venue requests that 1 x wireless Altair belt pack is allocated to the venues Duty Technician during performance conditions.

# BACKSTAGE ACCOMMODATION

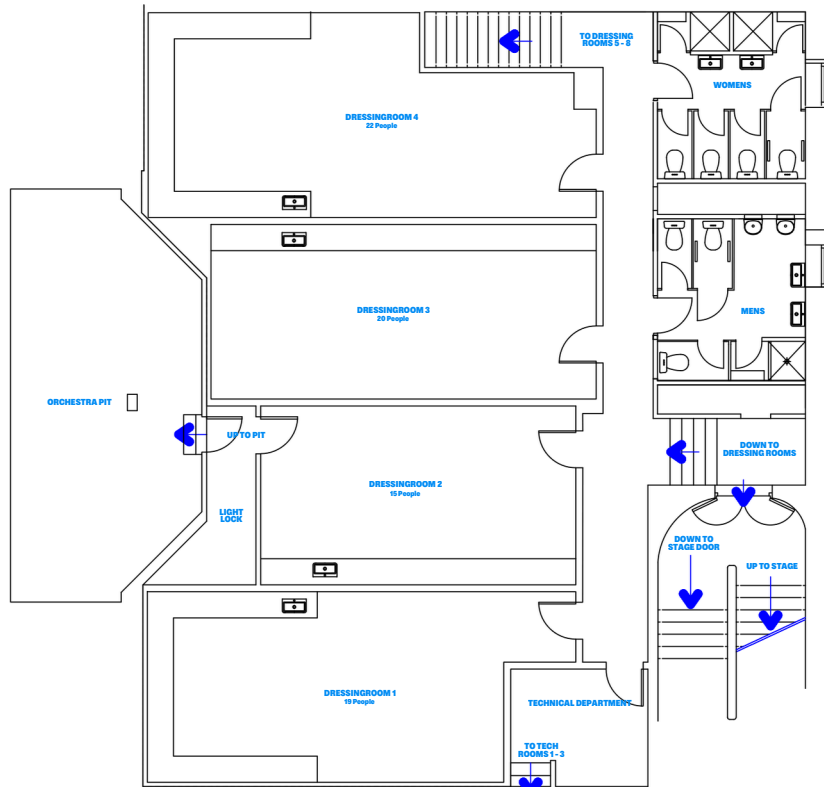
ROOM	#	LEVEL	ACCESS	CAPACITY	AREA	NOTES
Green Room			Stairs/lift	28	41.5m2	
Ante Green Room			Stairs/lift	15	22m	
Workshop			Stairs/lift			
Dressing Rooms	1	Level B1	Stairs	19		
	2	Level B1	Stairs	15		
	3	Level B1	Stairs	20		
	4	Level B1	Stairs	22		
	5	Level B2		7		
	6	Level B2		7		Accessible fittings
	7	Level B2		13		
	8	Level B2		8		
Toilets		Level B1				
		Level B2				
Showers		Level B1				
		Level B2				
Laundry		Level B2				

Note:

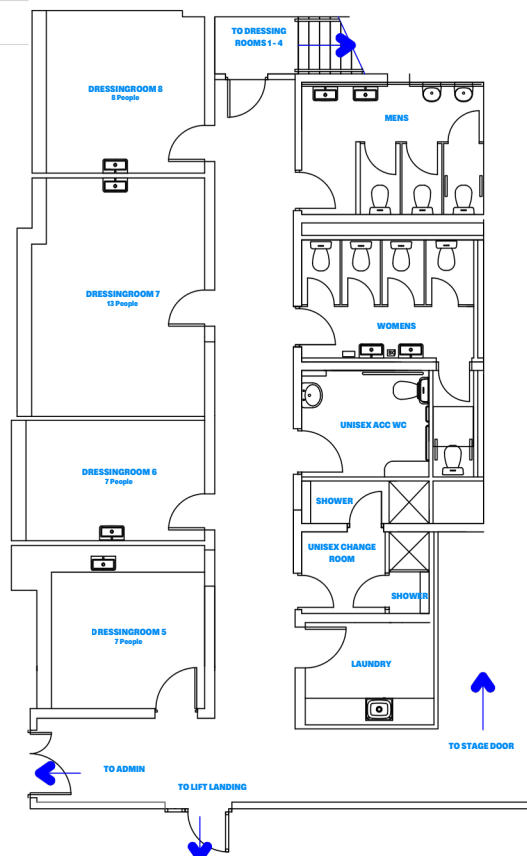
- Total BoH Capacity including crew: 120 people max
- Dressing Room Capacity: 1.5m2 per person
- Total Dressing Room Capacity: 111 persons max
- Due to the sticked fire detector isolation policy, hairspray is not allowed in the dressing rooms or backstage corridors.

ROOM	FACILITIES	NOTES
Green Room	Kitchenette with sink	Due to the Green Room being a place of food preparation and consumption, No hairspray is to be used in the area.
	Hot water dispenser	
	Microwave	
	Fridge	
	Table & Chairs	
	Couch	
Ante Green room	Paint Cupboard	
	Bench with mirrors in-built light for make-up	
	White light/blue light	

## LEVEL B2 - UPPER LEVEL



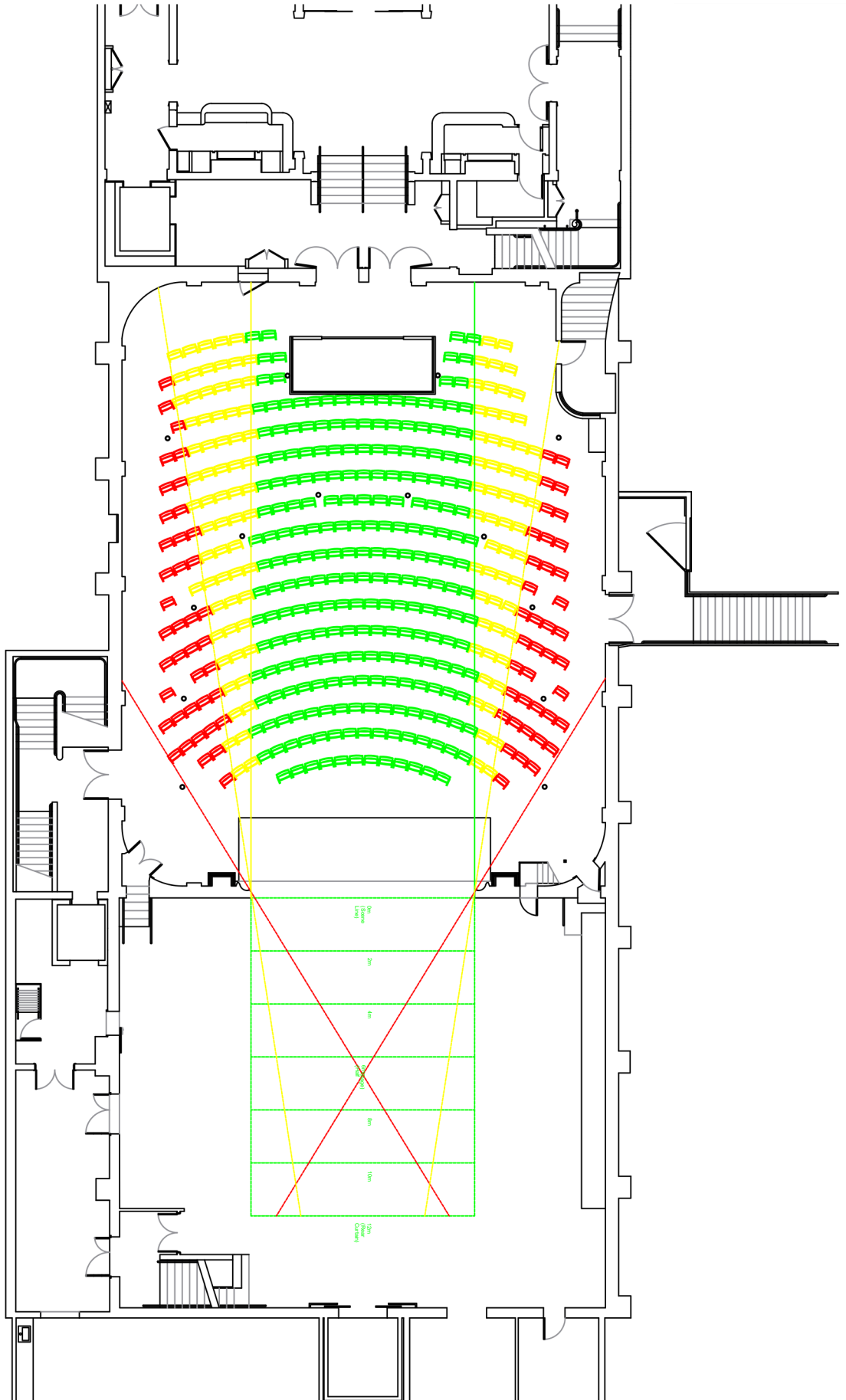
## LEVEL B2 - LOWER LEVEL



# STAGE SIGHT LINES

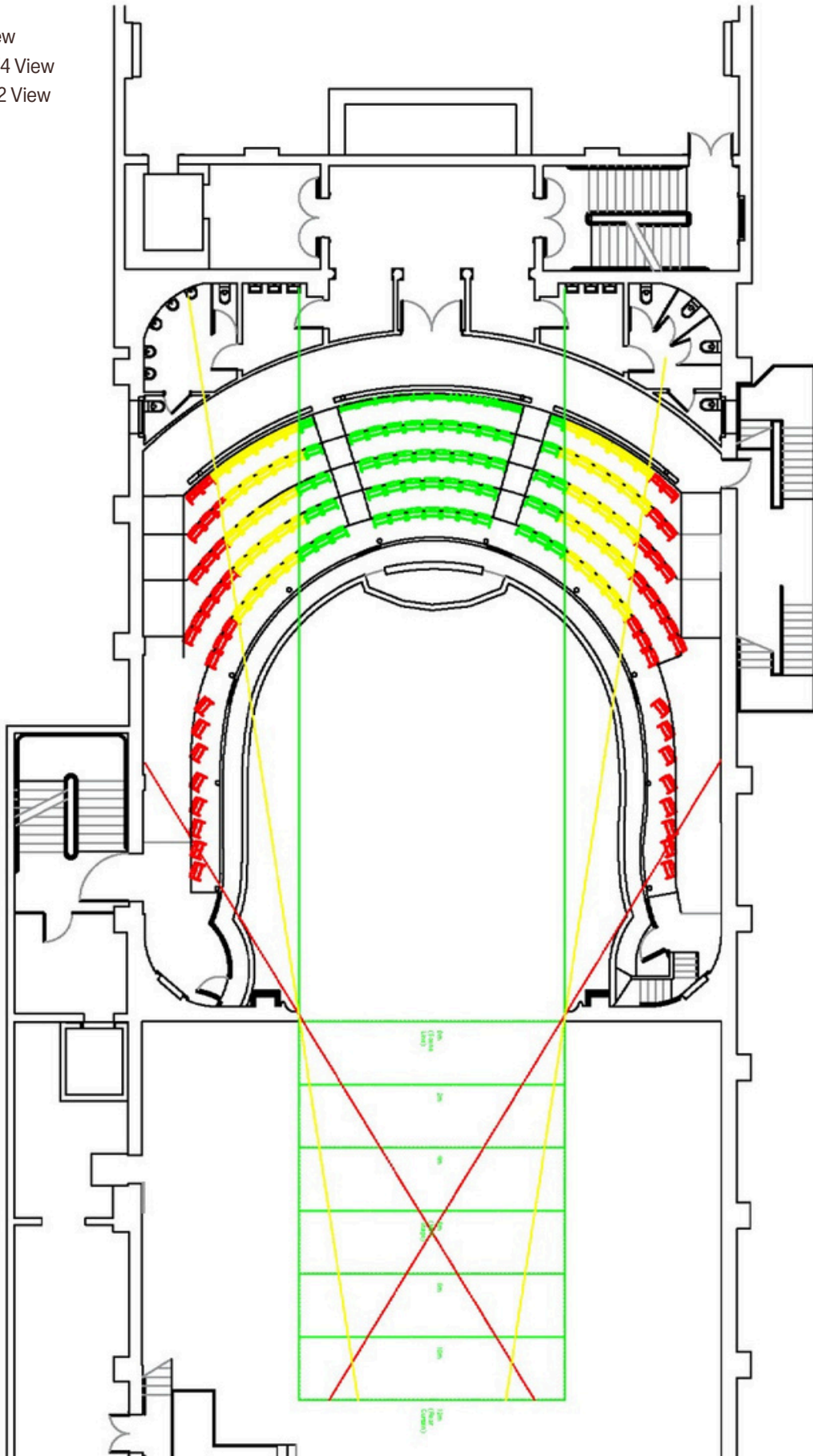
## STALLS

- Green:** Full View
- Yellow:** 1/2 - 3/4 View
- Red:** 1/4 - 1/2 View



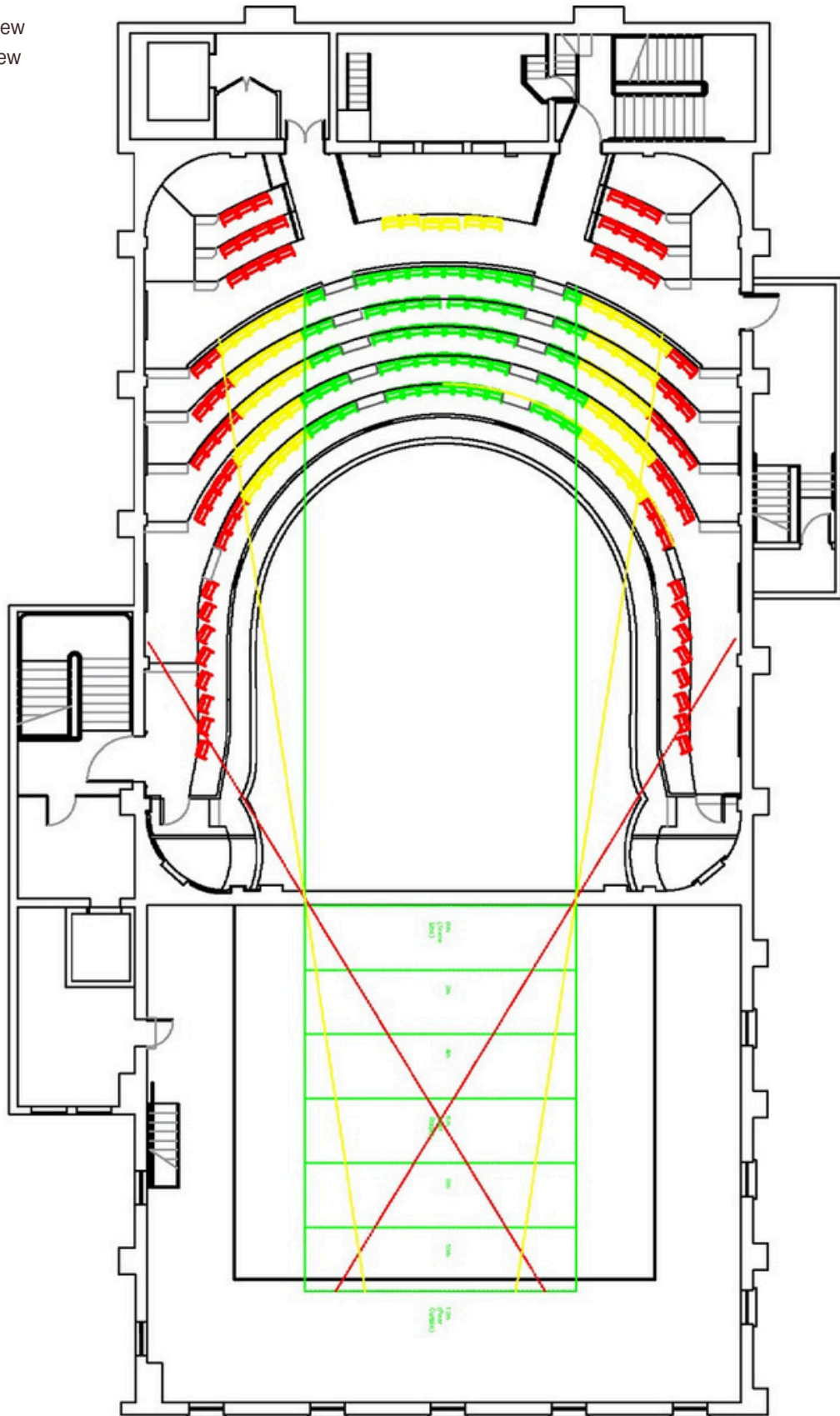
## DRESS CIRCLE

- Green:** Full View
- Yellow:** 1/2 - 3/4 View
- Red:** 1/4 - 1/2 View



## BALCONY

- Green:** Full View
- Yellow:** 1/2 - 3/4 View
- Red:** 1/4 - 1/2 View



Note: Due to Balcony viewing angle, yellow and red area's have an additional sight line restriction due to the height of the Balcony Handrail and Exclusion Zone

# HER MAJESTY'S



**THEATRE  
BALLARAT**

---